









AUSTRALIA & NEW ZEALAND

We asked our offices to complete a sustainability audit, indicating whether tasks were complete,  in progress,  not started  or impossible. 

					
Have you removed plastic cups from your meeting rooms?	Waste	100%	0%	0%	0%
Do you have recycling points for paper?	Waste	100%	0%	0%	0%
Do you have a 'stationery point' in your office?	Resources	100%	0%	0%	0%
Are you using reusable or recyclable kitchen supplies (i.e. paper cups or glasses rather than plastic, reusable cutlery and chopsticks)	Waste	91%	9%	0%	0%
Do you have recycling points for cardboard?	Waste	91%	0%	0%	9%
Have you undertaken a printer review?	Energy	91%	0%	9%	0%
Do you have recycling points for toner?	Waste	91%	0%	9%	0%
Have you removed plastic cups from your dispensers?	Waste	82%	18%	0%	0%
Have you removed plastic bottles from your meeting rooms?	Waste	91%	0%	9%	0%
Do you have a bike-friendly office?	Transportation	82%	0%	9%	9%
Do you encourage plants inside your office to improve air quality?	Resources	73%	9%	18%	0%
Is duplex printing enforced automatically?	Resources	73%	9%	18%	0%
Have you removed all usage of polystyrene from your office?	Waste	73%	0%	27%	0%
Do you recycle all obsolete computer equipment?	Waste	73%	0%	27%	0%
Do you run a book swap?	Waste	64%	9%	27%	0%
Have you reviewed your lighting schedule?	Energy	64%	9%	27%	0%
Have you run a 'think before you print' awareness campaign?	Resources	64%	0%	36%	0%
Do you have an air-conditioning efficiency program?	Energy	64%	0%	27%	9%
Have you run an awareness campaign to encourage people to turn out lights that are not needed?	Energy	64%	0%	36%	0%
Do you have energy efficient lighting?	Energy	55%	18%	18%	9%
Have you implemented PC power management?	Energy	64%	0%	36%	0%
Have you maximised public transport opportunities for your office?	Transportation	64%	0%	27%	9%
Have you removed individual waste bins?	Waste	55%	9%	27%	9%
Do you manage the lighting in meeting rooms?	Energy	55%	9%	18%	18%

Green Office Challenge Results

AUSTRALIA & NEW ZEALAND

					
Have you got sustainability woven into your induction process for new employees?	Resources	45%	18%	36%	0%
Do you/your cleaning firm use environmentally friendly cleaning products?	Resources	45%	18%	36%	0%
Do you have a strategy to minimise the use of paper towels?	Resources	45%	18%	36%	0%
Do you use leftover/unused water (from drinking cups for example) to water plants in the office?	Resources	55%	0%	36%	9%
Do you have low flush/no flush urinals?	Resources	55%	0%	27%	18%
Have you run an awareness campaign to try to reduce the amount of electricity you use?	Energy	45%	9%	45%	0%
Do you have a strategy to reduce the amount of business travel and do you collect statistics to measure its success?	Transportation	45%	9%	45%	0%
Have you run an awareness campaign to try to reduce the amount of waste you produce?	Waste	45%	9%	45%	0%
Do you have recycling points for old mobiles?	Waste	45%	0%	55%	0%
Have you introduced a 'scrap' paper point?	Resources	45%	0%	55%	0%
Do you use recycled/eco friendly paper?	Resources	45%	0%	55%	0%
Do you have recycling points for batteries?	Waste	45%	0%	55%	0%
Have you run an awareness campaign to try to reduce the amount of water you use?	Resources	45%	0%	55%	0%
Do you have recycling points for organic matter?	Waste	36%	18%	18%	27%
Do you have a car pool register?	Transportation	36%	9%	55%	0%
Do you have reserved parking for high-efficiency vehicles (HEVs) carpools, vanpools?	Transportation	27%	0%	55%	18%
Do you provide space for employees to grow flowers and/or vegetables?	Resources	27%	0%	45%	27%
Do you have environmentally friendly company cars/pool cars?	Transportation	27%	0%	45%	27%
Do you have sensor or time-controlled faucets?	Resources	18%	0%	45%	36%
Have you implemented the green cab initiative?	Transportation	9%	9%	45%	36%
Do you have a green electricity purchasing program?	Energy	9%	0%	0%	91%
Can employees access electricity to recharge electric cars?	Transportation	0%	0%	73%	27%
Do you book eco-friendly hotels?	Transportation	0%	0%	9%	91%
Grand Total		56%	5%	29%	10%